Those (like Trump) who seek to avoid this liability, seek to void the Paris Climate Agreement.

Creditor *shortfall* 1750-2013 against the Global Per Capita Average created a credit that was emitted as Debitor *excess*

	DEBITORS		CREDITORS		TOTAL	
Equal Per Capita Share	234 Gt C	47.25%	261 Gt C	52.75%	495 Gt C	100.00%
Actual	386 Gt C	78.06%	109 Gt C	21.94%	495 Gt C	100.00%
Debit-Credit	152 Gt C	30.80%	-152 Gt C	-30.80%	0.0 Gt C	0.00%

Globally Equal Per Capita *Shares* of Carbon Emissions 1750-3013

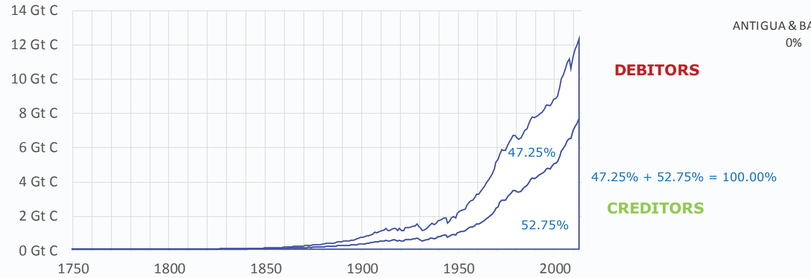

Creditor's *Actual* Emissions are *Shares* less *Credit* 21.94% i.e. 52% - 30.8%

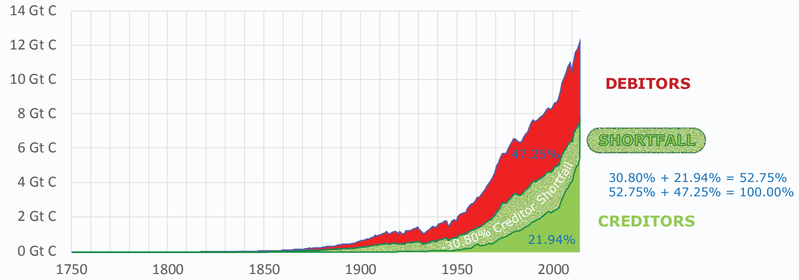

Debitor's *Actual* Emissions are *Shares* plus that *Credit* = 78% i.e. 47.25% + 30.8%

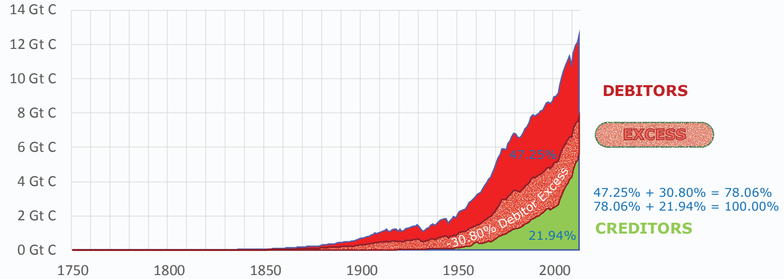

80% atmospheric accumulation of carbon 1750-2013 (130 ppmv/277 Gt C) joint debitors emissions (50% pop.).

Shares, as %s of that *excess* or Social Carbon Debt, are shown below as a several basis to share liability for climate-loss & damage.

Full International Detail here: - http://www.gci.org.uk/CREDIT-DEBIT.html

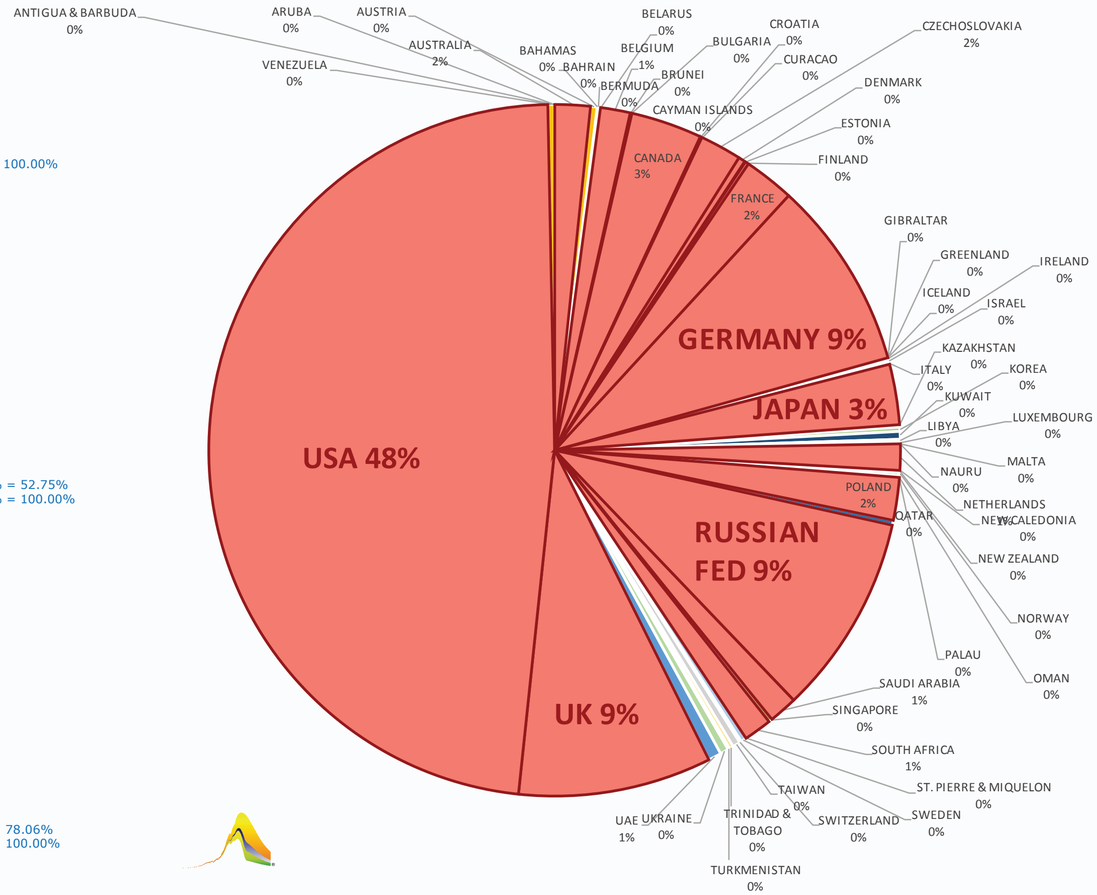

Carbon Debitors & Debts

ANTIGUA & BARBUDA	0.00%	0.0014 Gt C
ARUBA	0.01%	0.0085 Gt C
AUSTRALIA	1.65%	2.5080 Gt C
AUSTRIA	0.31%	0.4746 Gt C
BAHAMAS	0.03%	0.0466 Gt C
BAHRAIN	0.10%	0.1510 Gt C
BELARUS	0.02%	0.0322 Gt C
BELGIUM	1.39%	2.1127 Gt C
BERMUDA	0.00%	0.0045 Gt C
BRUNEI	0.04%	0.0566 Gt C
BULGARIA	0.04%	0.0611 Gt C
CANADA	3.33%	5.0654 Gt C
CAYMAN ISLANDS	0.03%	0.0466 Gt C
CROATIA	0.04%	0.0611 Gt C
CURACAO	0.01%	0.0189 Gt C
CZECHOSLOVAKIA	1.94%	2.9529 Gt C
DENMARK	0.32%	0.4860 Gt C
ESTONIA	0.04%	0.0587 Gt C
FINLAND	0.16%	0.2492 Gt C
FRANCE	2.36%	3.5898 Gt C
GERMANY	8.86%	13.4779 Gt C
GIBRALTAR	0.00%	0.0001 Gt C
GREENLAND	0.00%	0.0037 Gt C
ICELAND	0.01%	0.0079 Gt C
IRELAND	0.07%	0.1019 Gt C
ISRAEL	0.11%	0.1715 Gt C
ITALY	0.12%	0.1812 Gt C
JAPAN	2.82%	4.2945 Gt C
KAZAKHSTAN	0.11%	0.1715 Gt C
KOREA	0.20%	0.2999 Gt C
KUWAIT	0.36%	0.5522 Gt C
LIBYA	0.10%	0.1495 Gt C
LUXEMBOURG	0.11%	0.1631 Gt C
MALTA	0.00%	0.0069 Gt C
NAURU	0.00%	0.0009 Gt C
NETHERLANDS	1.22%	1.8625 Gt C
NEW CALEDONIA	0.01%	0.0176 Gt C
NEW ZEALAND	0.09%	0.1373 Gt C
NORWAY	0.14%	0.2181 Gt C
OMAN	0.08%	0.1162 Gt C
PALAU	0.00%	0.0021 Gt C
POLAND	2.00%	3.0382 Gt C
QATAR	0.23%	0.3459 Gt C
RUSSIAN FEDERATION	9.38%	14.2640 Gt C
SAUDI ARABIA	1.33%	2.0275 Gt C
SINGAPORE	0.17%	0.2599 Gt C
SOUTH AFRICA	1.31%	1.9882 Gt C
ST. PIERRE & MIQUELON	0.00%	0.0014 Gt C
SWEDEN	0.26%	0.4007 Gt C
SWITZERLAND	0.08%	0.1263 Gt C
TAIWAN	0.36%	0.5415 Gt C
TRINIDAD & TOBAGO	0.18%	0.2729 Gt C
TURKMENISTAN	0.09%	0.1342 Gt C
UKRAINE	0.39%	0.6005 Gt C
UAE	0.61%	0.9259 Gt C
UNITED KINGDOM	9.03%	13.7280 Gt C
UNITED STATES OF AMERICA	48.02%	73.0224 Gt C
VENEZUELA	0.31%	0.4788 Gt C
	100%	152 Gt C