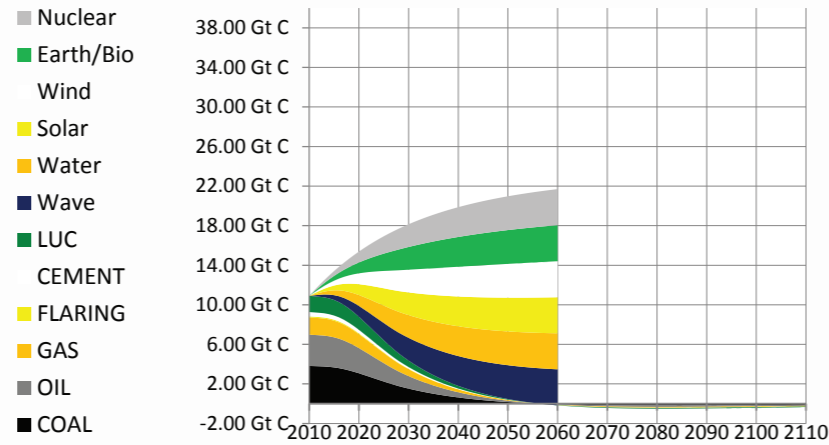


**Least Nuclear to 'Rainbow Group'
E-Bio; Wind; Solar; Water; Wave.**

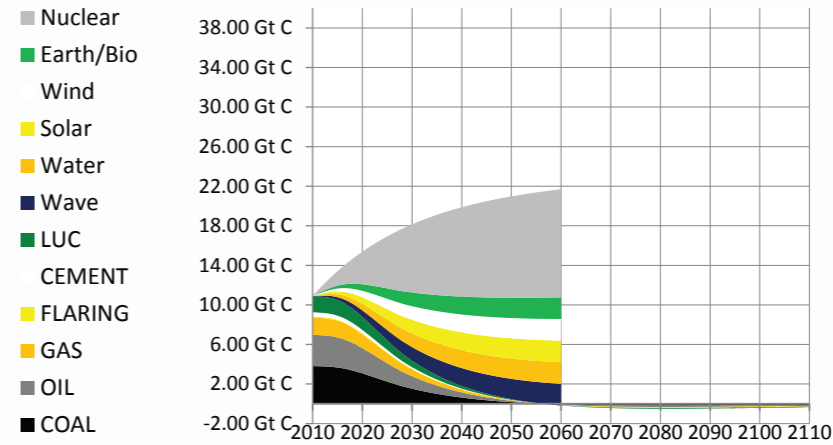
**Most Nuclear to 'Rainbow Group'
E-Bio; Wind; Solar; Water; Wave.**

**Lowest
Carbon Budget
LUC;
Flaring;
Cement;
Gas;
Oil;
Coal.**

**Renewable:Fossil Fuels
Expansion:Contraction @x%/yr from 2010**

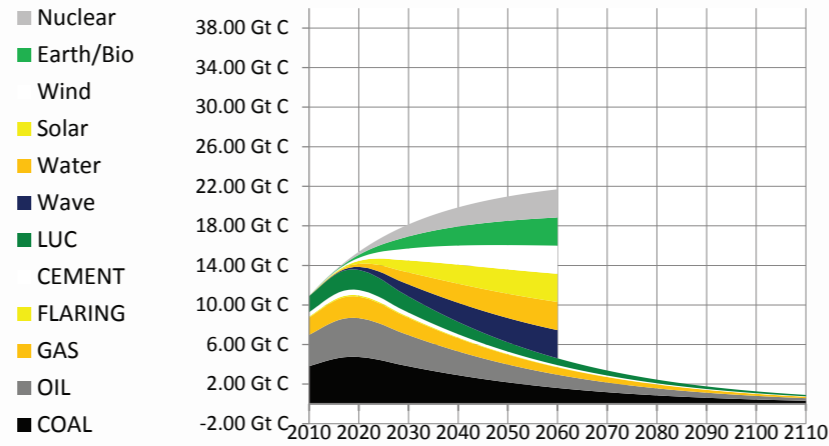


**Renewable:Fossil Fuels
Expansion:Contraction @x%/yr from 2010**

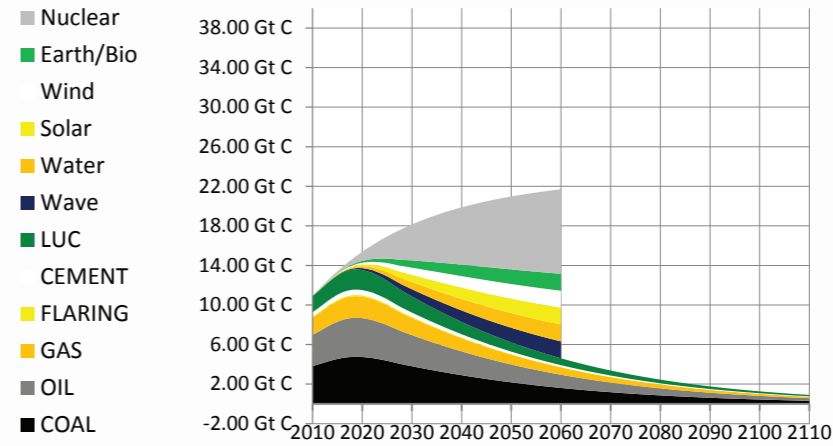


**Highest
Carbon Budget
LUC;
Flaring;
Cement;
Gas;
Oil;
Coal.**

**Renewable:Fossil Fuels
Expansion:Contraction @x%/yr from 2010**



**Renewable:Fossil Fuels
Expansion:Contraction @x%/yr from 2010**



Percentages of Nuclear to 'Renewables Rainbow Group' on New Vertical Slider

